
ICS 52: Introduction to Software Engineering

Fall Quarter 2002

Professor Richard N. Taylor

Lecture Notes: Testing

http://www.ics.uci.edu/~taylor/ICS_52_FQ02/syllabus.html



Copyright 2001, Richard N. Taylor. Duplication of course material for any commercial purpose without written permission is prohibited.

Two Approaches

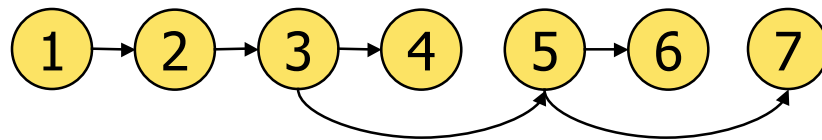
- ◆ White box testing
 - Structural testing
 - Test cases designed, selected, and ran based on structure of the source code
 - Scale: tests the nitty-gritty
 - Drawbacks: need access to source
- ◆ Black box testing
 - Specification-based testing
 - Test cases designed, selected, and ran based on specifications
 - Scale: tests the overall system behavior
 - Drawback: less thorough

Structural Testing

- ◆ Use source code to derive test cases
 - Build a graph model of the system
 - » Control flow
 - » Data flow
 - State test cases in terms of graph coverage
- ◆ Choose test cases that guarantee different types of coverage
 - Node coverage
 - Edge coverage
 - Loop coverage
 - Condition coverage
 - Path coverage

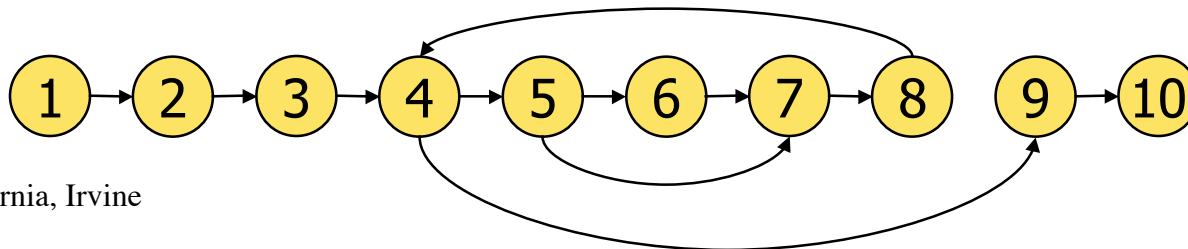
Example

```
1 Node getSecondElement() {
2     Node head = getHead();
3     if (head == null)
4         return null;
5     if (head.next == null)
6         return null;
7     return head.next.node;
8 }
```



Example

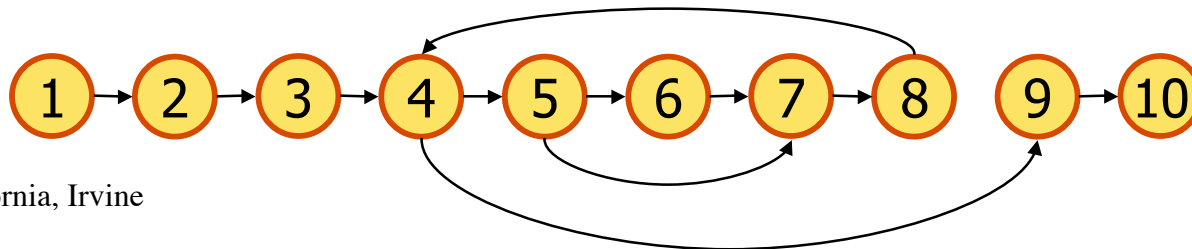
```
1 float homeworkAverage(float[] scores) {
2     float min = 99999;
3     float total = 0;
4     for (int i = 0 ; i < scores.length ; i++) {
5         if (scores[i] < min)
6             min = scores[i];
7         total += scores[i];
8     }
9     total = total - min;
10    return total / (scores.length - 1);
11 }
```



Node Coverage

- ◆ Select test cases such that every node in the graph is visited
 - Also called statement coverage
 - » Guarantees that every statement in the source code is executed at least once
- ◆ Selects minimal number of test cases

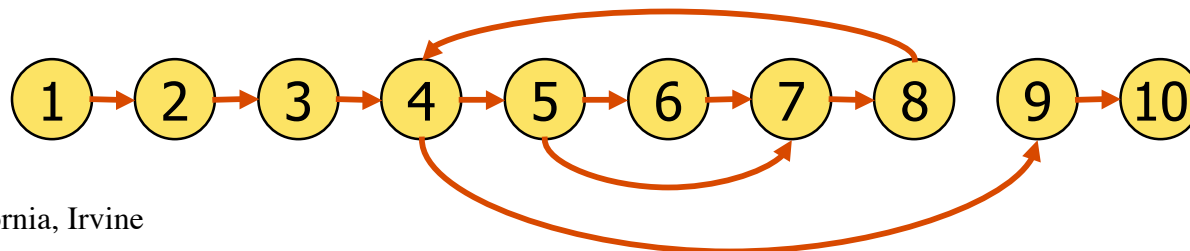
Test case: { 2 }



Edge Coverage

- ◆ Select test cases such that every edge in the graph is visited
 - Also called branch coverage
 - » Guarantees that every branch in the source code is executed at least once
- ◆ More thorough than node coverage
 - More likely to reveal logical errors

Test case: { 2, 1 }



Other Coverage Criteria

- ◆ Loop coverage
 - Select test cases such that every loop *boundary* and *interior* is tested
 - » Boundary: 0 iterations
 - » Interior: 1 iteration and > 1 iterations
 - Watch out for nested loops
 - Less precise than edge coverage
- ◆ Condition coverage
 - Select test cases such that all conditions are tested
 - » if (a > b || c > d) ...
 - More precise than edge coverage

Other Coverage Criteria

- ◆ Path coverage
 - Select test cases such that every path in the graph is visited
 - Loops are a problem
 - » 0, 1, average, max iterations
- ◆ Most thorough...
- ◆ ...but is it feasible?

Challenges

- ◆ Structural testing can cover all nodes or edges without revealing obvious faults
 - No matter what input, program always returns 0
- ◆ Some nodes, edges, or loop combinations may be infeasible
 - Unreachable/unexecutable code
- ◆ “Thoroughness”
 - A test suite that guarantees edge coverage also guarantees node coverage...
 - ...but it may not find as many faults as a different test suite that only guarantees node coverage

More Challenges

- ◆ Interactive programs
- ◆ Listeners or event-driven programs
- ◆ Concurrent programs
- ◆ Exceptions
- ◆ Self-modifying programs
- ◆ Mobile code
- ◆ Constructors/destructors
- ◆ Garbage collection

Specification-Based Testing

- ◆ Use specifications to derive test cases
 - Requirements
 - Design
 - Function signature
- ◆ Based on some kind of input domain
- ◆ Choose test cases that guarantee a wide range of coverage
 - Typical values
 - Boundary values
 - Special cases
 - Invalid input values

“Some Kind of Input Domain”

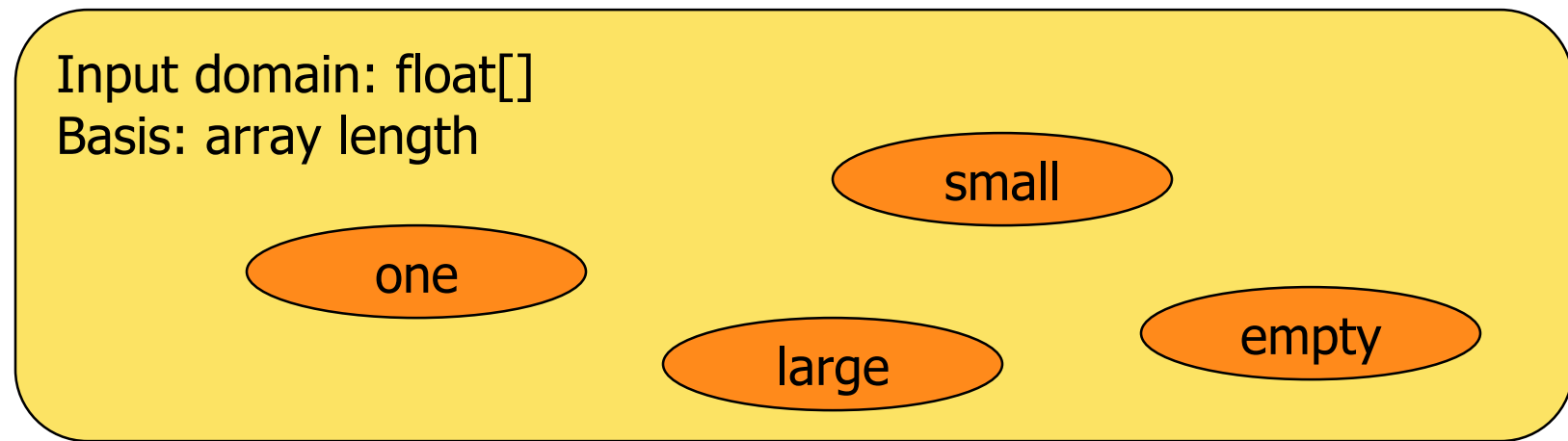
- ◆ Determine a basis for dividing the input domain into subdomains
 - Subdomains may overlap
- ◆ Possible bases
 - Size
 - Order
 - Structure
 - Correctness
 - Your creative thinking
- ◆ Select test cases from each subdomain
 - One test case may suffice

Example

```
1 float homeworkAverage(float[] scores) {
2     float min = 99999;
3     float total = 0;
4     for (int i = 0 ; i < scores.length ; i++) {
5         if (scores[i] < min)
6             min = scores[i];
7         total += scores[i];
8     }
9     total = total - min;
10    return total / (scores.length - 1);
11 }
```

Possible Bases

- ◆ Array length
 - Empty array
 - One element
 - Two or three elements
 - Lots of elements



Possible Bases

- ◆ Position of minimum score
 - Smallest element first
 - Smallest element in middle
 - Smallest element last

Input domain: float[]
Basis: position of minima



Possible Bases

- ◆ Number of minima
 - Unique minimum
 - A few minima
 - All minima

Input domain: float[]
Basis: number of minima



Testing Matrix

Test case (input)	Basis (subdomain)	Expected output	Notes

homeworkAverage 1

Test case (input)	Basis: Array length				Expected output	Notes
	Empty	One	Small	Large		
()	x				0.0	
(87.3)		x			87.3	crashes!
(90,95,85)			x		92.5	
(80,81,82,83, 84,85,86,87, 88,89,90,91)				x	86.0	

homeworkAverage 2

Test case (input)	Basis: Position of minimum			Expected output	Notes
	First	Middle	Last		
(80,87,88,89)	x			88.0	
(87,88,80,89)		x		88.0	
(99,98,0,97,96)		x		97.5	
(87,88,89,80)			x	88.0	

homeworkAverage 3

Test case (input)	Basis: Number of minima			Expected output	Notes
	One	Several	All		
(80,87,88,89)	X			88.0	
(87,86,86,88)		X		87.0	
(99,98,0,97,0)		X		73.5	
(88,88,88,88)			X	88.0	